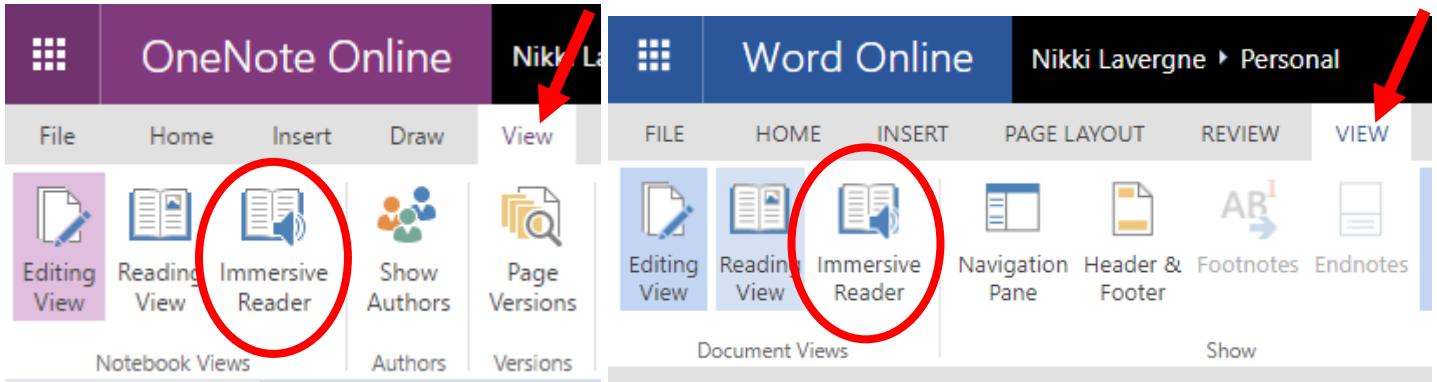
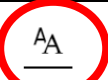



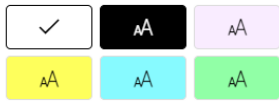












Immersive Reader

What is it?

This allows any text in the OneNote or Microsoft Word Online to be read aloud. It also allows for the students to highlight or change certain aspects of the reading.



Text Options	Parts of Speech	Focus and Voice Options
<p>  </p> <p>Text Size</p> <p></p> <p>Increase Spacing <input checked="" type="checkbox"/> On</p> <p>Font</p> <p><input checked="" type="radio"/> Calibri</p> <p><input type="radio"/> Sitka</p> <p>Themes</p> <p></p> <p>**SITKA font was designed for the dyslexic reader.</p>	<p>  </p> <p>Syllables <input type="checkbox"/> Off</p> <p>Parts of Speech</p> <p>nouns <input type="checkbox"/> Off</p> <p>verbs <input type="checkbox"/> Off</p> <p>adjectives <input type="checkbox"/> Off</p>	<p>  </p> <p>Line Focus <input type="checkbox"/> Off</p> <p></p> <p>Voice Options</p> <p> </p> <p>Voice Speed</p> <p></p> <p>Voice Selection</p> <p><input checked="" type="radio"/> Female</p> <p><input type="radio"/> Male</p>